




OPUS ONE

32 Channel GPS/AGPS Receiver Chipset



OPUS ONE is a miniature high-sensitivity, low-power GPS/AGPS receiver that combines a hardware measurement platform (MP) with powerful navigation software designed to run on a host microprocessor. It delivers fast, accurate positioning data in challenging locations like indoor environments and deep urban canyons.

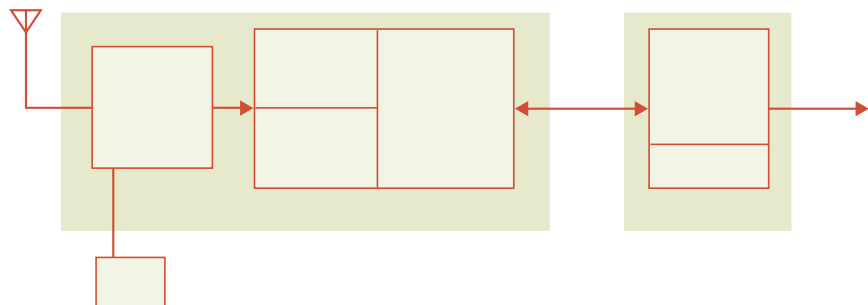
This MP chipset includes the **OPUS ONE Baseband IC** and the **Prelude ONE RF Receiver IC**. The navigation software leverages the resources of the host CPU, resulting in a GPS solution that offers less redundancy, lower power consumption, and unparalleled cost savings.

The OPUS One baseband employs novel decoding algorithms, effectively achieving 44,000 correlators. Taking measurement data through a single input from the Prelude One, it supplies satellite measurement data to the host processor via a simple UART interface.

The Prelude One combines an LNA with an image-reject mixer/RF-AMP, a bandpass filter, an AGC, and a fully-integrated VCO/PLL.

FEATURES

- Versatile:** 32 channel receiver/baseband processor chipset operates in Autonomous and Assisted-GPS mode
- Ultra-high Sensitivity:** -157 dBm sensitivity ensures position fix availability indoors, outdoors and in urban canyons
- Fast:** < 4 sec TTFF ensures user satisfaction
- Highly Accurate:** < 7 m outdoor, < 30 m indoor typical, live-sky measurements
- Low Power:** 110 mW power consumption while tracking, intelligent power management helps extend battery life in handheld products
- Simple, Low cost:** Host based: leverages resources of host CPU and memory
Navigation software runs in background, requires just 6 MIPS
- Easy Integration:** Connects to host processor via serial port
- Miniature Size:** 13 x 18 mm total footprint supports miniaturized designs
- Scalable:** Navigation software and drivers easily matched to memory footprint and processing power availability on host system



The OPUS One chipset is a hosted solution, so it reduces system power consumption, eliminates redundant resources, and lowers costs. You also find that eRide has the tools and the engineering team support it takes to get your new GPS-equipped products up and running and off to market, quickly and efficiently.

OPUS ONE

32 Channel GPS/AGPS Receiver Chipset

ePR1015B
eOP1100B

SPECIFICATIONS

Receiver Type:	32 Channel Acquisition 8 Channel Tracking L1, C/A Code
Maximum Update Rate:	1 Hz
Position Accuracy:	Outdoors ¹ : < 7 m, 50% CEP, Open Sky ¹ Indoors ² : < 30 m, 50% CEP
Start-up Times:	Hot Start: Outdoors ¹ : < 3 sec Indoors ² : < 20 sec Warm Start: < 37 sec Cold Start: < 44 sec
Sensitivity:	Acquisition & Tracking: -157 dBm, 2.5 sec update rate -155 dBm, 1 sec update rate
Supply Voltage:	OPUS One Core: 1.2 V, I/O: 3.0 V Prelude One: 3.0 V
Power Consumption:	Deep Sleep Mode: < 99 µW Prelude One: 94 mW OPUS One Search Mode: 80 mW OPUS One Track Mode: Outdoors: 18 mW Indoors: 70 mW
Operating Temperature:	-40°C to +85°C
Package & Ordering:	P/N: ePR1015B, RF Receiver IC: 5.0 x 5.0 x 0.8 mm, BCC32 P/N: eOP1100B, Baseband Processor: 7.0 x 7.0 x 0.8 mm, BCC48++

HOST ENVIRONMENT


Host CPU Load:	6 MIPS
RAM:	128 KB
ROM/Flash:	256 KB
Host Processor:	ARM, Strong ARM, Pentium, SH, Motorola, NEC, Samsung
Host OS:	Single thread, OS independent

DATASHEETS AND EVALUATION KITS AVAILABLE

eRide, Inc. is a fabless semiconductor company that develops advanced satellite navigation solutions. *eRide* products help fuse wireless technology with the internet, enabling the rollout of mobile commerce and location-based services. Our products are designed to be easily integrated and scalable, and to help ensure end-user satisfaction and loyalty. They include ultra-sensitive GPS chipsets, as well as navigation and server software.

1. Open Sky: All visible satellites with received power at -140 dBm or higher.
2. Indoors: All visible satellites with power levels at -153 dBm or lower

© 2007 eRide, Inc. All rights reserved. The contents of this document are subject to change without notice. Customers are advised to consult with eRide sales representatives before ordering. The information and circuit diagrams in this document are presented "as is." No license is granted by implication or otherwise.



The OPUS ONE baseband chip (eOP1100B) is housed in a 7.0 x 7.0 x 0.8 mm BCC48++ package. The Prelude One RF chip (ePR1015B) is housed in a 5.0 x 5.0 x 0.8 mm BCC32 package. Together with eRide's navigation software, they offer a complete GPS/AGPS solution.



eRide Headquarters

One Letterman Drive
Building C, Suite 310
The Presidio of San Francisco
San Francisco, CA 94129-1492
Tel: +1 (415) 848-7800
info@eRide.com

eRide Japan

Tokyo, Japan
Tel: +81 (3) 5730 7880
InfoJapan@eRide.com

eRide Korea

Seoul, Korea
Tel: +82 (2) 5779151
infoKorea@eRide.com

eRide Europe

Munich, Germany
Tel: +49 (89) 9286157-10
infoEurope@eRide.com

Distribution Partner

Hitachi High Technologies
gps_contact@nst.hitachi-hitec.com
www.hitachi-hitec.com